


BUBLIING Stwin






TECHNICAL DATA SHEET OF THE MODEL





DOUBLE THE PRIVACY THE SAME EFFICIENCY.

Combines two BUBLIING S units, allowing two people to use them simultaneously and individually, performing their tasks without compromising privacy while optimizing space.

-  A twice space for individual use.
-  Class A soundproofing.
-  Guaranteed privacy and comfort.
-  Automatic ventilation and lighting.
-  Integrated digital control.

BUBLING S TWIN | TECHNICAL SPECIFICATIONS

GENERAL DESCRIPTION

Dimensions **Exterior:** 2006x1006x2245 to 2261 mm / 78,98x39,61x88,39 to 89,00 in.
With casters: + 52 mm / 2,05 in.
With Bubling Fresh Air: + 50 mm / 1,97 in.
Interior: 778x974x2060 mm / 30,63x38,35x81,10 in.
Entrance height: 86 mm / 3,39 in.
With casters: 138 mm / 5,43 in.
The door: 2108x790 mm / 82,99x31,10 in.
Entrance area: 681 mm / 26,81 in.

Standard weight 590 kg / 1300 lb.

Acoustics **Class A** | $D_{B,A} > 30$ dB.
 Guaranteed speech level reduction according to the ISO 23351-1 test method, with one of the best ratings in the industry.

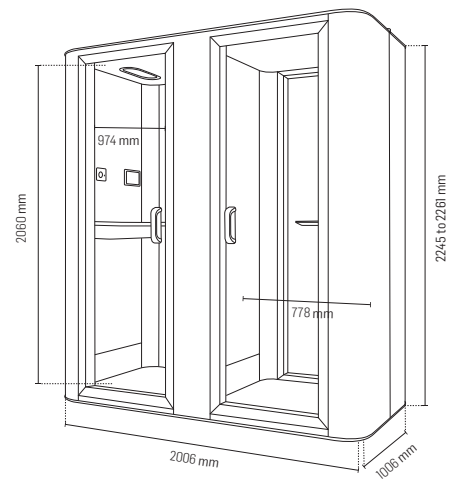
Sound production Sound impact produced by the ventilation system.
Interior: 36 dB at head height.
Exterior: 25 dB at a distance of 1 meter.
 Test conducted according to ISO 11201:2010.

Fan airflow **Airflow:** 560,8 m³/h (4 fans).
 The air is renewed, on average, every 5,6 minutes.
 In standby mode, the system runs for 10 minutes per hour.
 The airflow can be manually adjusted.

Lighting **Ceiling light:** LED lighting with a color temperature of 3500K-4000K.
Face light: LED lighting with a color temperature of 3500K-4000K.
 Lighting is automatic and can be manually adjusted.

Presence indicators Exterior LED sensor technology with red or green light.

Mobility High-strength adjustable leveling feet inside the cabin.
 Move the BUBLING without disassembly by adding casters (optional).
 Retract the leveling feet for movement and lower them again when in the final position.



MATERIALS

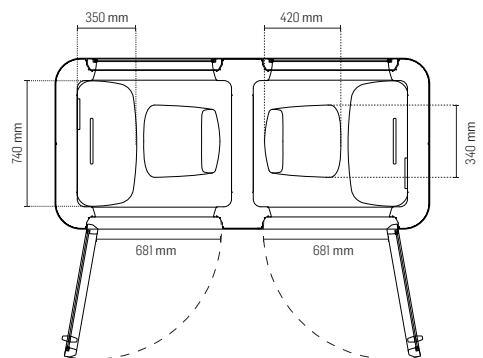
Exterior **Exterior panels:** Made of replaceable thermolacquered steel available in 10 colors.
Frame and door: Made of matte black RAL 9005 lacquered aluminum, with invisible pivot hinge.
Handle: Black.
Glass: 8 mm / 0,31 in clear acoustic glass.

Interior **Structure:** Metal frame, wood, and recycled acoustic foam.
Upholstery: 100% polyester fabric available in 12 colors.
Flooring: 100% polyamide carpet available in 4 colors.
Table: Top and lower box made of birch plywood coated with white thermolamine, black anti-fingerprint, or wood imitation.

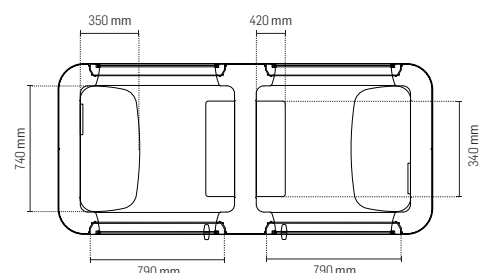
Standard furniture **Table dimensions:** 740x350x1050 mm / 29,13x13,78x41,34 in.
 Table height is 1050 mm / 41,34 in.
 Maximum load for the table is 50kg / 110,23 lb.
Coat hook (I): Black lacquered, at 1900 mm / 78,80 in, in each space.

Optional furniture **Height-adjustable lift table system:** Between 730-1200 mm / 28,74-47,24 in.
 Maximum load for the lift table is 40 kg / 88,18 lb.
High stool with footrest: 340x420x520-750 mm / 13,40x16,50x20,74-29,53 in.
Backrest: 570x145x760 mm / 22,44x5,71x29,92 in.
 These options are upholstered in 100% polyester fabric available in 12 colors.
 Maximum load for the seat is 135 kg / 297,62 lb.

With high stool:



With backrest:



BUBLIING S TWIN | TECHNICAL SPECIFICATIONS

TOLERANCES

Manufacturing The parts undergo dimensional quality control, with a permissible linear variation of $\pm 3/1000$ mm. This tolerance applies proportionally to the total length, allowing for minor cumulative deviations.

FEATURES

Digital Control 7-inch integrated digital control screen. Displays the total lifetime usage of the BUBLIING and individual usage time.

Options

- Door Closer:** Metal hydraulic system for door closing.
- Casters:** High load capacity. Adjustment of casters and leveling feet is done from inside the BUBLIING.
- Wireless charger:** Invisible on the table, with 10W power.
- Face light:** Adjustable up to 350 lux on the user's face.
- Bubliing Fresh Air:** Non-adjustable and noise-free system.
- CO₂ and humidity sensor:** Air quality information displayed on the Digital Control Screen.

POWER

Electrical Equipment In each space:
1x Schuko socket 220V-240V.
1x USB-C port 12W.
Additional ports: USB-A port; RJ45 network socket.

Standard Consumption 60 W.

Standby Consumption 0,98 W.

Equipment Power AC output (electric socket); 100-240 VAC, 16 A, 50-60 Hz.

Charger Output 12W USB-C output.

SAFETY

Fire Resistance All upholstery, covering materials, and acoustic materials used in our products are tested and rated according to national or international standards.

Fabrics: EN 13501-1 Adhered Class B, s1, d0.
Foams: ISO 3795.
Carpet: EN 13501-1 Cfl – s1.
Wood: EN 13986, Class D-s2, d0.

Seismic Resistance The BUBLIING can be supplied with a system that allows floor anchoring, available for seismic regions.

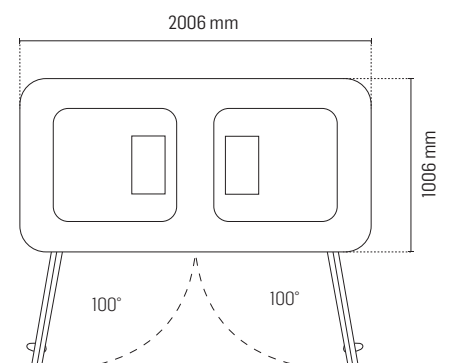
SPACE AND INSTALLATION

Required Space The width of the BUBLIING is 1006 mm / 39,61 in with the door opened at 100°, an additional 790 mm / 31,10 in should be considered.
To ensure proper ventilation, a minimum clearance of 150 mm / 5,91 in, is recommended above and on the sides.

Installation Space Installation requires 500 mm / 19,69 in of clearance around the BUBLIING.

Leveling The floor must not have a deviation greater than ± 8 mm / ± 0.31 in.

Assembly **Estimated assembly time:** ± 1 hour.
Number of people: 2 persons.



BUBLING S TWIN | STANDARD FURNITURE



HIGH TABLE
740x350x1050 mm.
29,13x13,78x41,34 in.



COAT HOOK
1 unit at 1900 mm / 78,80 in, in
each space.

BUBLING S TWIN | OPTIONAL FURNITURE



HIGH STOOL WITH FOOTREST
340x420x520-750 mm.
13,40x16,50x20,74-29,53 in.



BACKREST
570x145x760 mm.
22,44x5,71x29,92 in.



LIFT TABLE SYSTEM
Height adjustable between
730-1200 mm / 28,74-47,24 in.

BUBLIING S TWIN | STANDARD FEATURES



CONNECTIVITY

In each space:
1x Schuko socket 220V-240V.
1x USB-C port 12W.



DIGITAL CONTROL SCREEN

7-inch integrated.



PRESENCE INDICATORS

LED in red or green light.
2 units.

BUBLIING S | OPTIONAL FEATURES



CASTERS

High load capacity.
Adjustment is done from the inside.



DOOR CLOSER

Metal hydraulic system for door closing.



FACE LIGHT

Adjustable up to 350 lux on the user's face.



WIRELESS CHARGER

Invisible on the work table.
10W power.



BUBLIING FRESH AIR


Non-adjustable and noise-free system.



CO₂ AND HUMIDITY SENSOR

Air quality information on the Digital Control Screen.

Design your BUBLIING
on our website:
www.bubliing.com



BUBLIING S TWIN | FINISHES





INTERIOR FINISH

 Beige CSE01	 Light Blue CSE38
 Light Grey CSE41	 Navy Blue CSE40
 Charcoal Grey CSE13	 Coral Red CSE24
 Brown Beige CSE02	 Classic Red CSE29
 Tea Green CSE33	 Yellow CSE03
 Olive Green CSE34	 Mustard CSE31




EXTERIOR COATING

 White RAL 9003 MATE	 Dark Blue RAL 5001 MATE
 Light Grey RAL 9002 MATE	 Light Blue RAL 5014 MATE
 Dark Grey RAL 7039 MATE	 Dark Green RAL 6028 MATE
 Black RAL 9005 MATE	 Light Green RAL 6021 MATE
 Beige RAL 1001 MATE	 Red Beige RAL 3012 MATE

INTERIOR FLOORING

 Beige 393100
 Brown 327260
 Dark grey 393350
 Light Grey 393300

TABLETOP

 Plywood with white laminated	 Plywood with anti-fingerprint black laminated	 Plywood with oak laminated
---	---	---

Due to different monitor and printer settings, the appearance of finishes may vary slightly from the actual finish. To ensure the selected finishes meet your expectations, please consult physical samples or contact a BUBLIING representative.

WORK WELL, LIVE BETTER
WITH **BUBLING S**twin



WORK WELL, LIVE BETTER
WITH **BUBLIING** *Stwin*